

ORANGE COUNTY SHERIFF'S OFFICE



Traffic Section



Crash Data Analytics Vehicle vs Pedestrian/Cyclist For the INTERNATIONAL DRIVE DISTRICT



Selected Data Criteria:

DATE Range: 2 ½ years

January 01, 2015 – July 10, 2017

Location: I- Drive from Oakridge Rd south to Westwood Blvd.
Sandlake Rd between International Dr. – Universal Blvd.
Universal Blvd. from Sandlake Rd. south to SR 528 Beach Line

Prepared by: MDS Greg Rittger – OCSO Motor Unit - July 11-12, 2017

Source: FIRES Database (Florida Integrated Report Exchange System)
Florida Dept. of Highway Safety and Motor Vehicles Traffic Crash Records
Florida Highway Patrol / Orlando Police Dept. Electronic Accident Reports

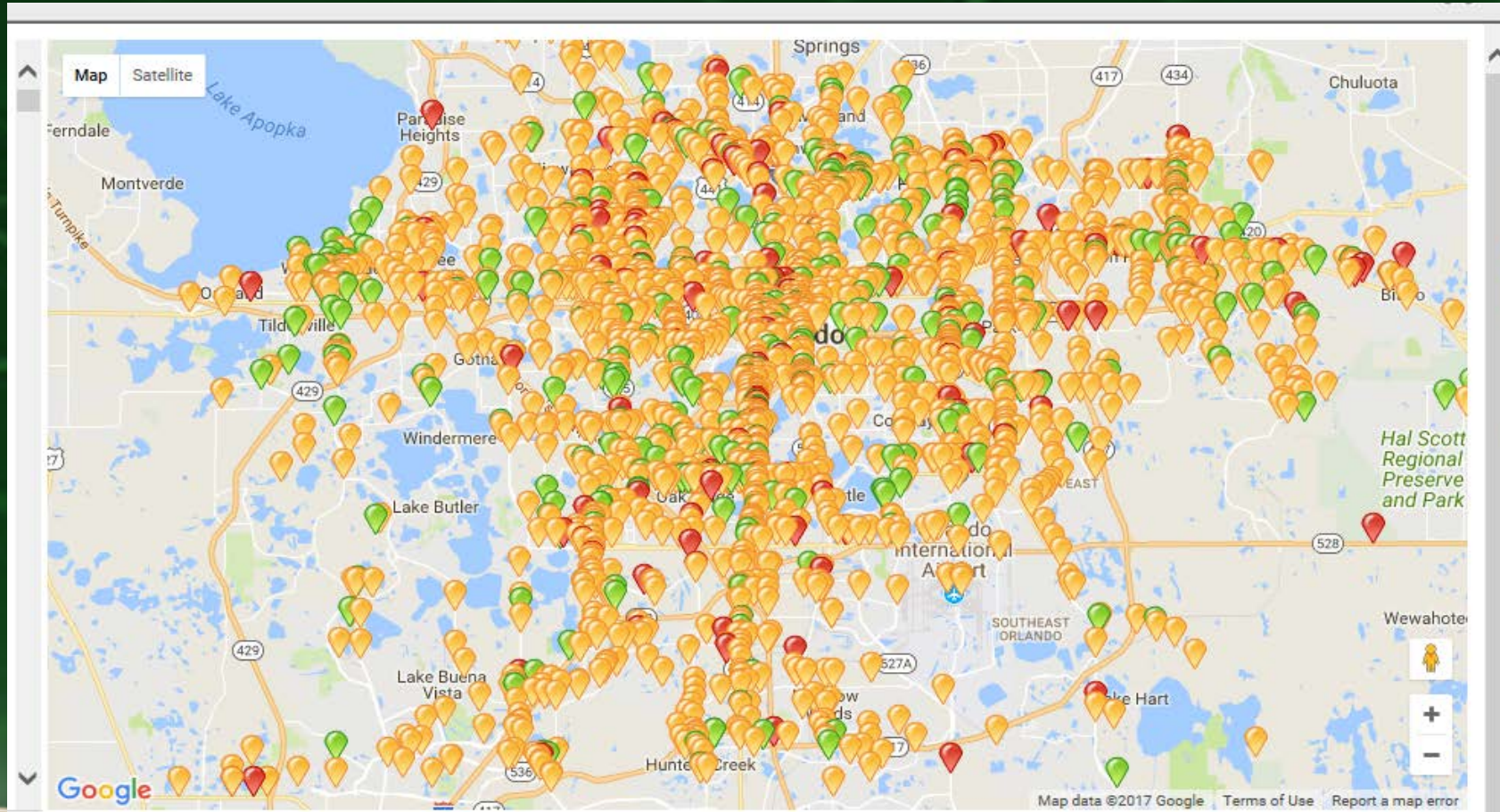


SUMMARY:

45 – Total Crashes **54 – Total Pedestrian/Cyclist Involved**
33 – VEH vs PED **12 – VEH vs Cyclist (4 Pedi-cabs)**
10 – HIT & RUN (4 of the Drivers Identified by FHP investigations)
43 – Injuries (14 – Serious Incapacitating) 3 – FATALITIES
30 – VEH Driver at Fault
(20 Turning into crosswalk/sidewalk) (10- Straight thru crosswalk)
15 – PED/Cyclist at Fault
(12 crossing midblock Not in crosswalk) (3 crossing against light)
VEHICLE Driver's Residence
30 Local / 5 Florida / 4 U.S. / 5 Unknown
PEDESTRIAN Residence
36 Local / 3 Florida / 5 U.S. / 8 Foreign



OVERVIEW OF ALL OF ORANGE COUNTY - VEH vs PEDESTRIAN / CYCLIST CRASHES



3148 Total Crashes - 2730 Total Injuries
645 Serious Incapacitating Injuries - 144 FATALITIES

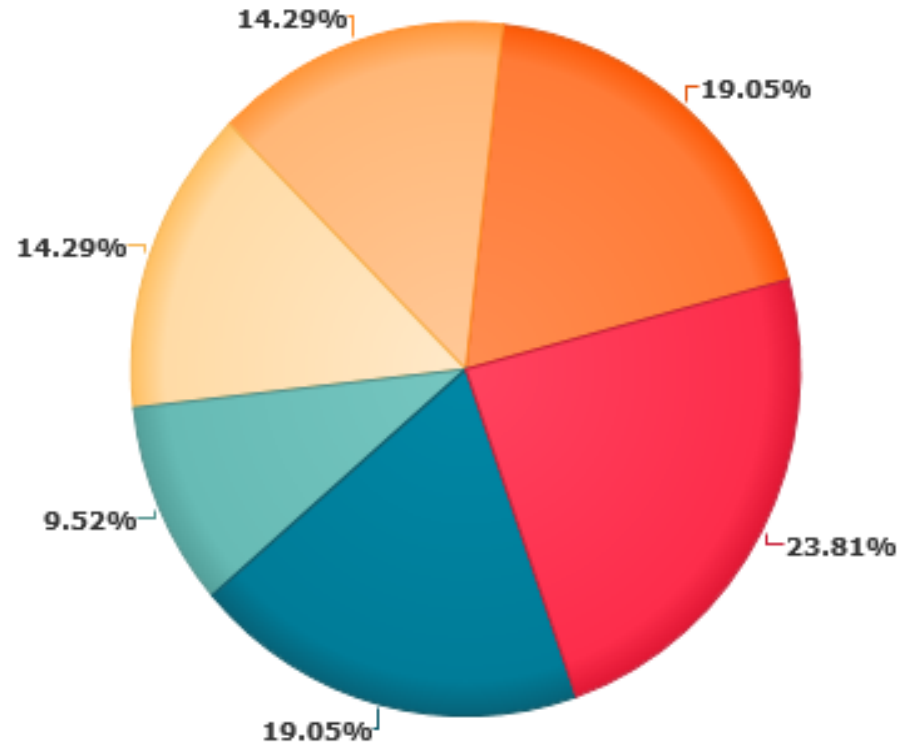


SUMMARY:

45 – Total Crashes **54 – Total Pedestrian/Cyclist Involved**
33 – VEH vs PED **12 – VEH vs Cyclist (4 Pedi-cabs)**
10 – HIT & RUN (4 of the Drivers Identified by FHP investigations)
43 – Injuries (14 – Serious Incapacitating) 3 – FATALITIES
30 – VEH Driver at Fault
(20 Turning into crosswalk/sidewalk) (10- Straight thru crosswalk)
15 – PED/Cyclist at Fault
(12 crossing midblock Not in crosswalk) (3 crossing against light)
VEHICLE Driver's Residence
30 Local / 5 Florida / 4 U.S. / 5 Unknown
PEDESTRIAN Residence
36 Local / 3 Florida / 5 U.S. / 8 Foreign



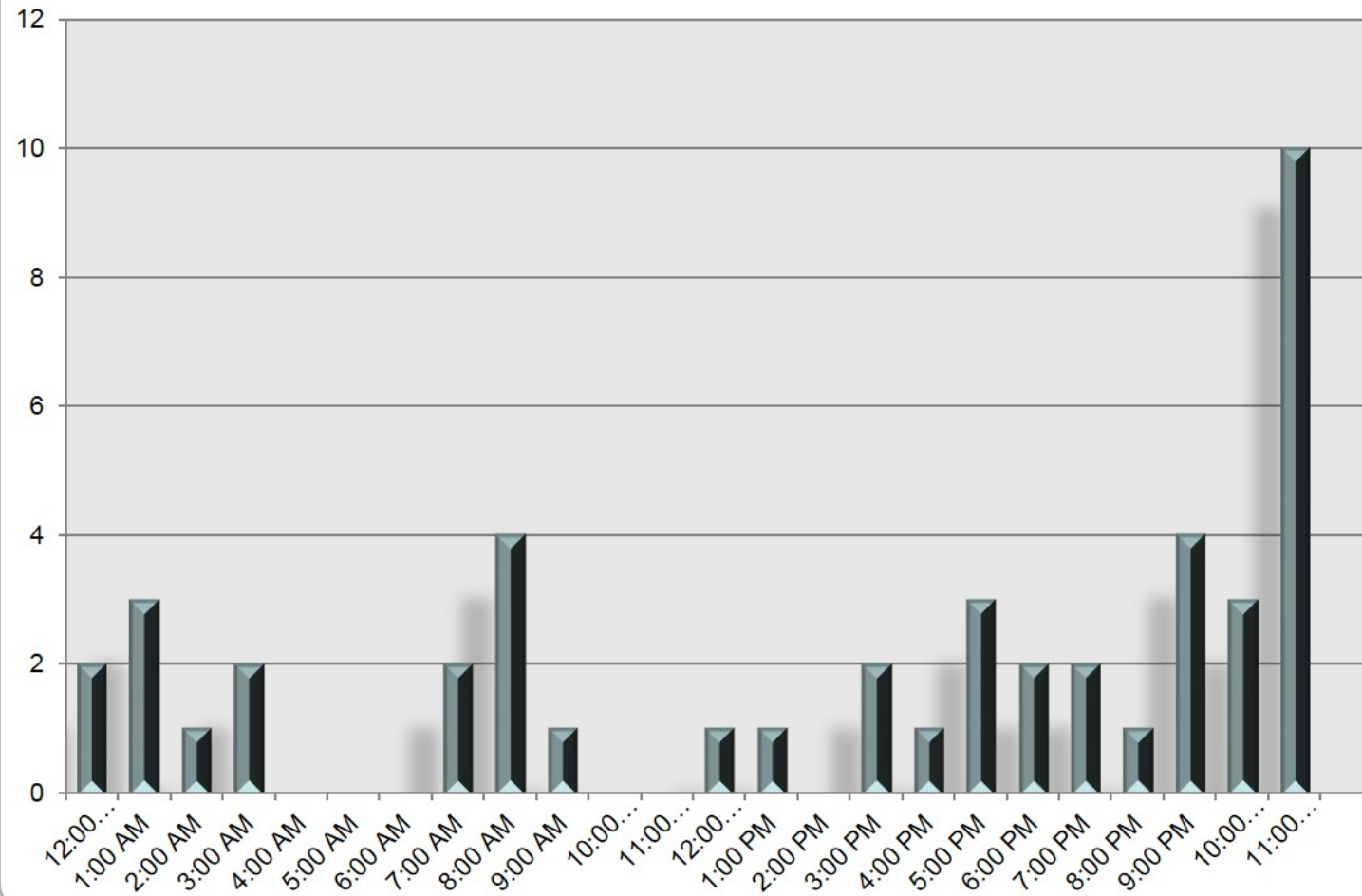
Days of Week



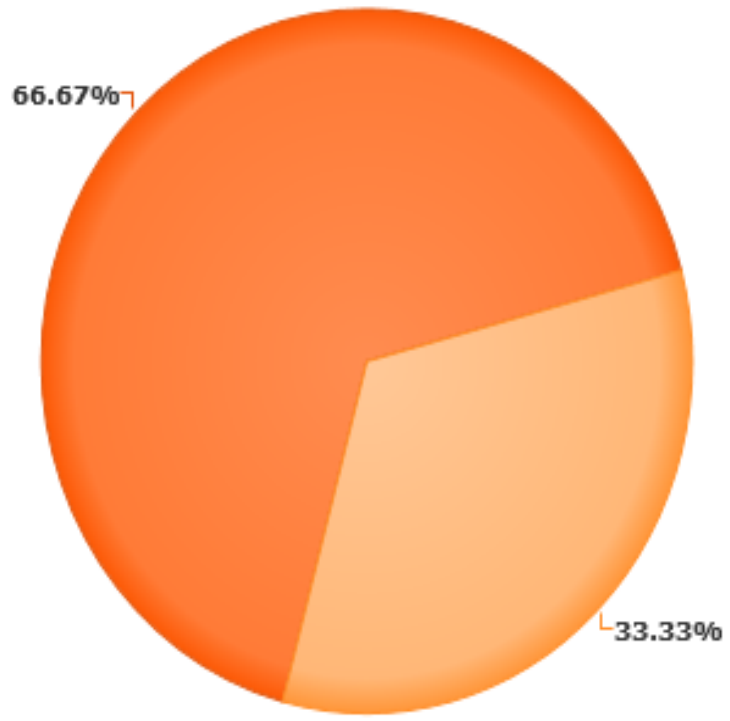
■ Sunday ■ Tuesday ■ Wednesday ■ Thursday ■ Friday ■ Saturday



TIME OF DAY



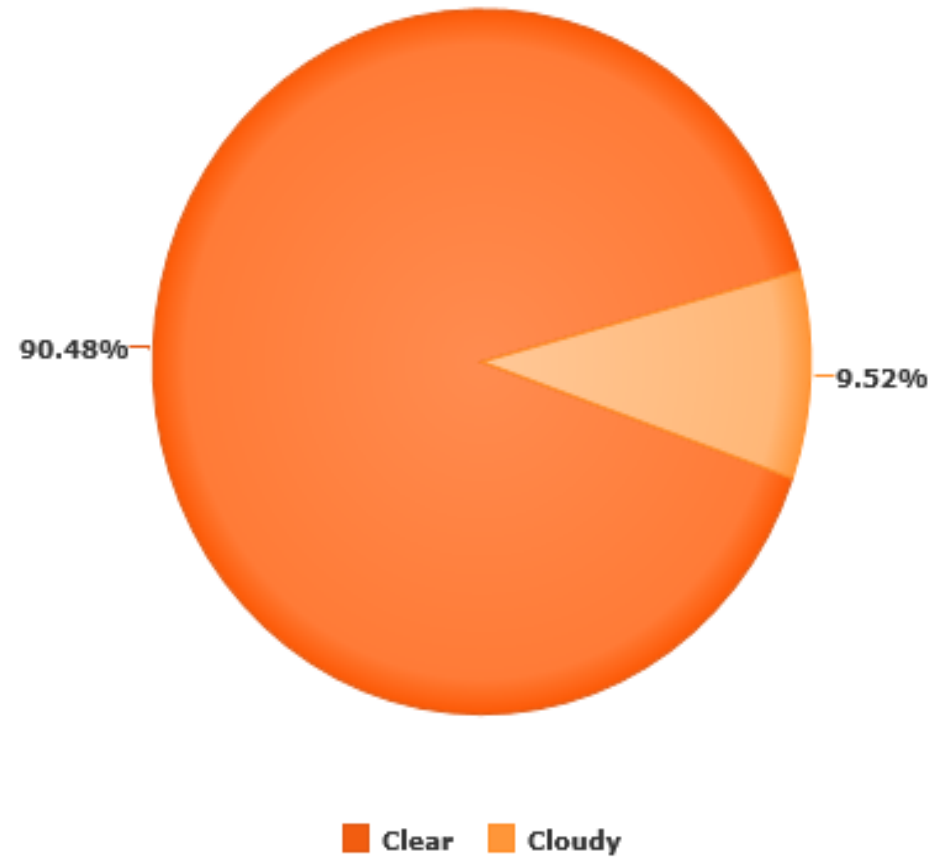
Light Condition



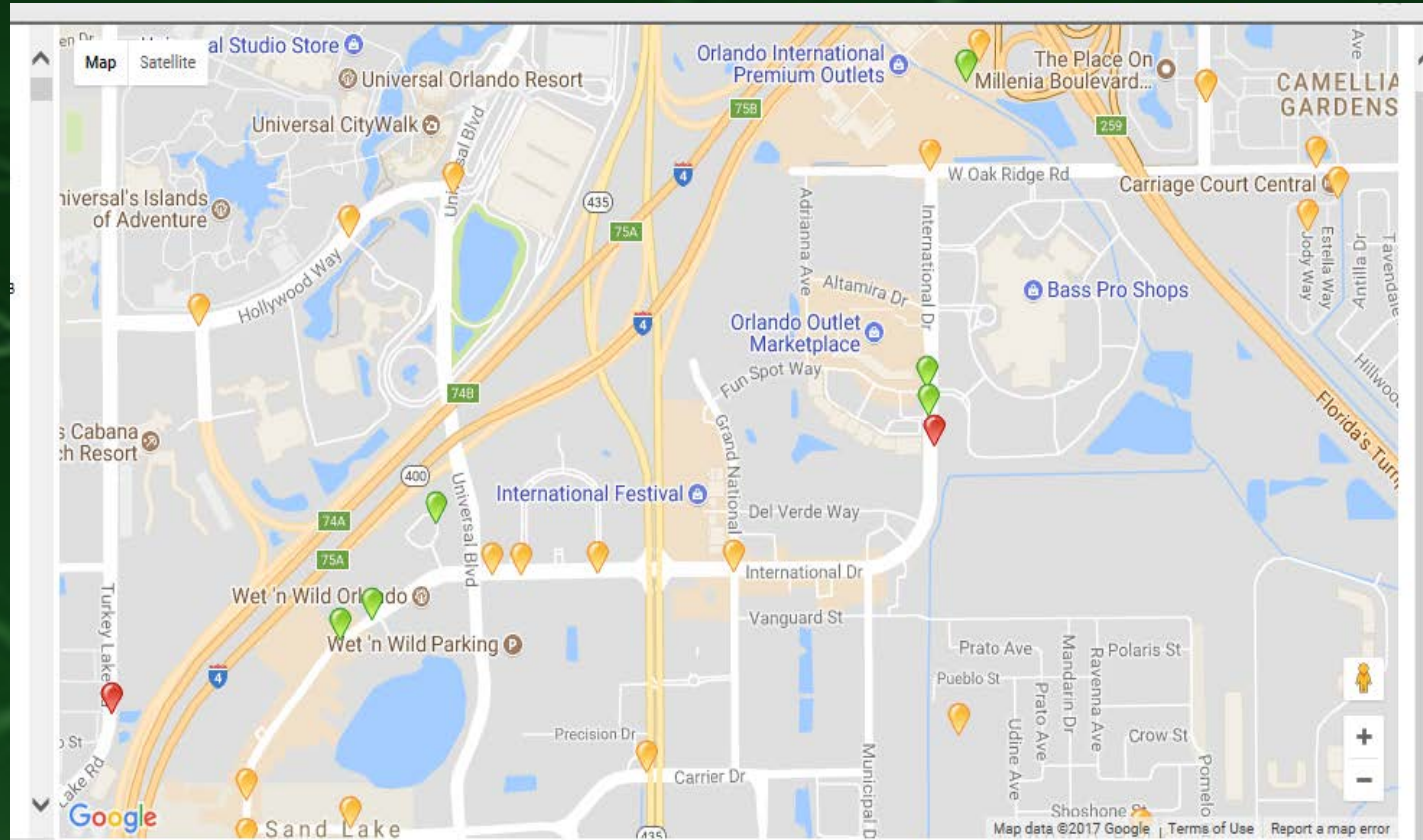
■ Dark-Lighted ■ Daylight



Weather Conditions

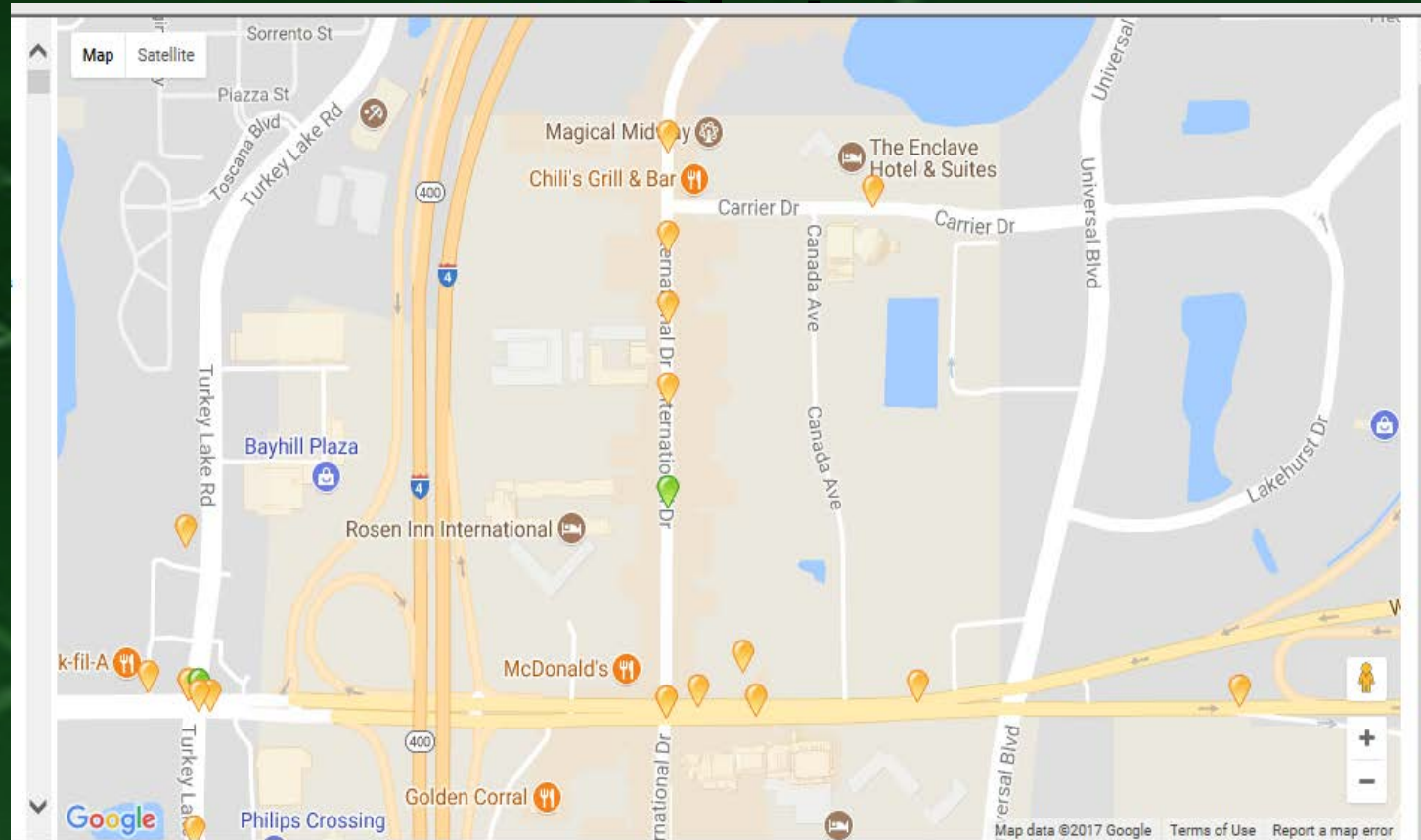


OPD – International Drive Oak Ridge south to Carrier Dr.



11 Total Crashes 7 Crashes with Injuries 1 Fatalities
6 VEH vs PED 5 VEH vs Bicyclist (1 HIT & RUN)
6 – VEH Driver at Fault (5 Turning into crosswalk/sidewalk) (1 Straight thru crosswalk)
5 – PED/Cyclist at Fault (3 crossing midblock Not in crosswalk) (2 crossing against light)
DRIVERS = 7 Local / 2 Florida / 1 US / 1 unk. PED= 10 Local / 1 Foreign

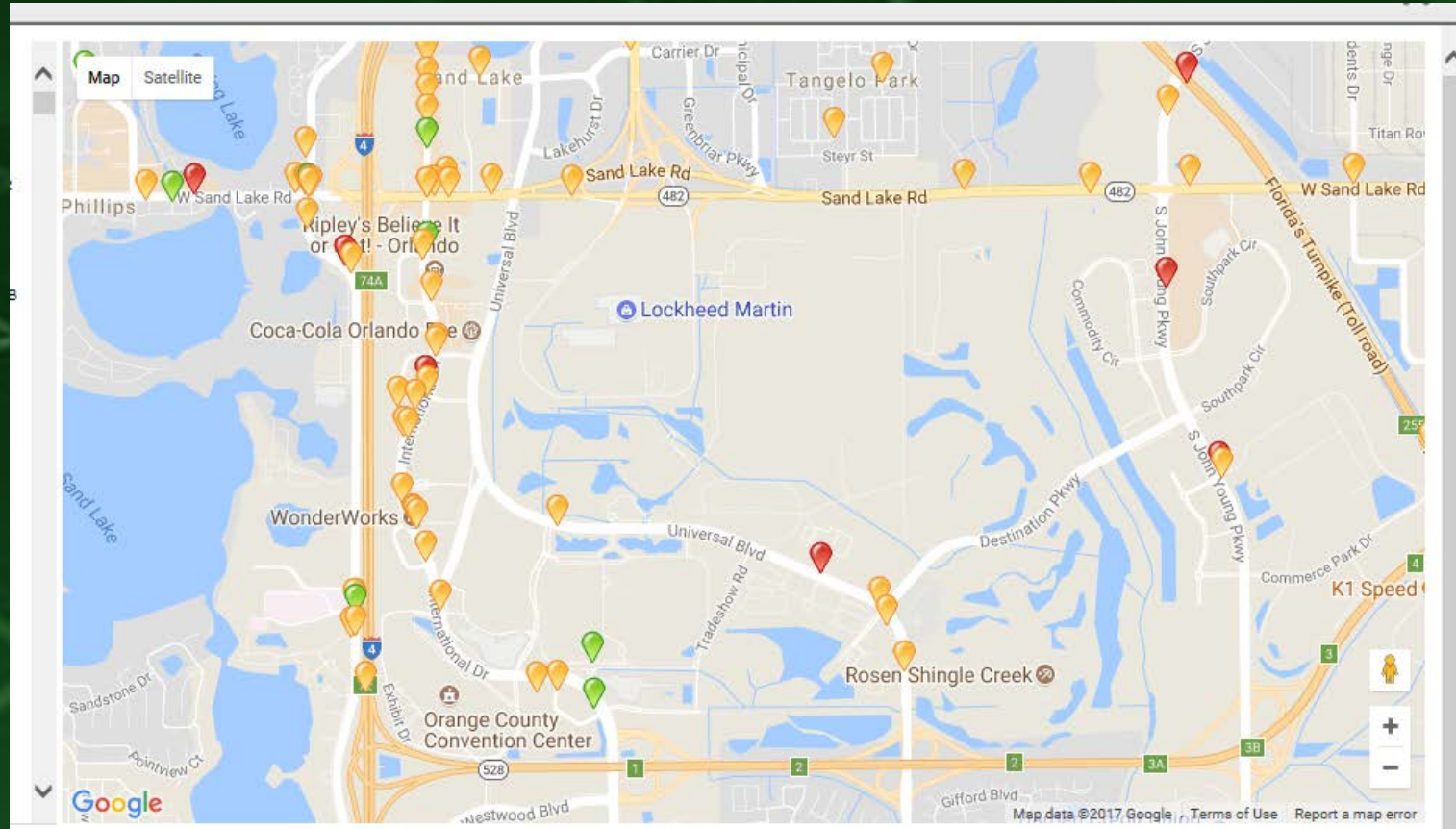
FHP (County) – Carrier Dr. to Sandlake Sandlake to Universal



10 Total Crashes (13 PED's HIT) 11 Injuries / 2 Incapacitating 0 Fatalities
1-HIT & RUN 10 VEH vs PED 0 VEH vs Bicyclist
3 – VEH Driver at Fault (2 Turning into crosswalk/sidewalk) (1 Straight thru crosswalk)
7 – PED/Cyclist at Fault (6 crossing Not in crosswalk) (1 Parking lot walked into vehicle path)
DRIVERS = 7 Local / 1 Florida / 1 US / 1 unk. PED= 10 Local / 2 Fla. / 1 Foreign

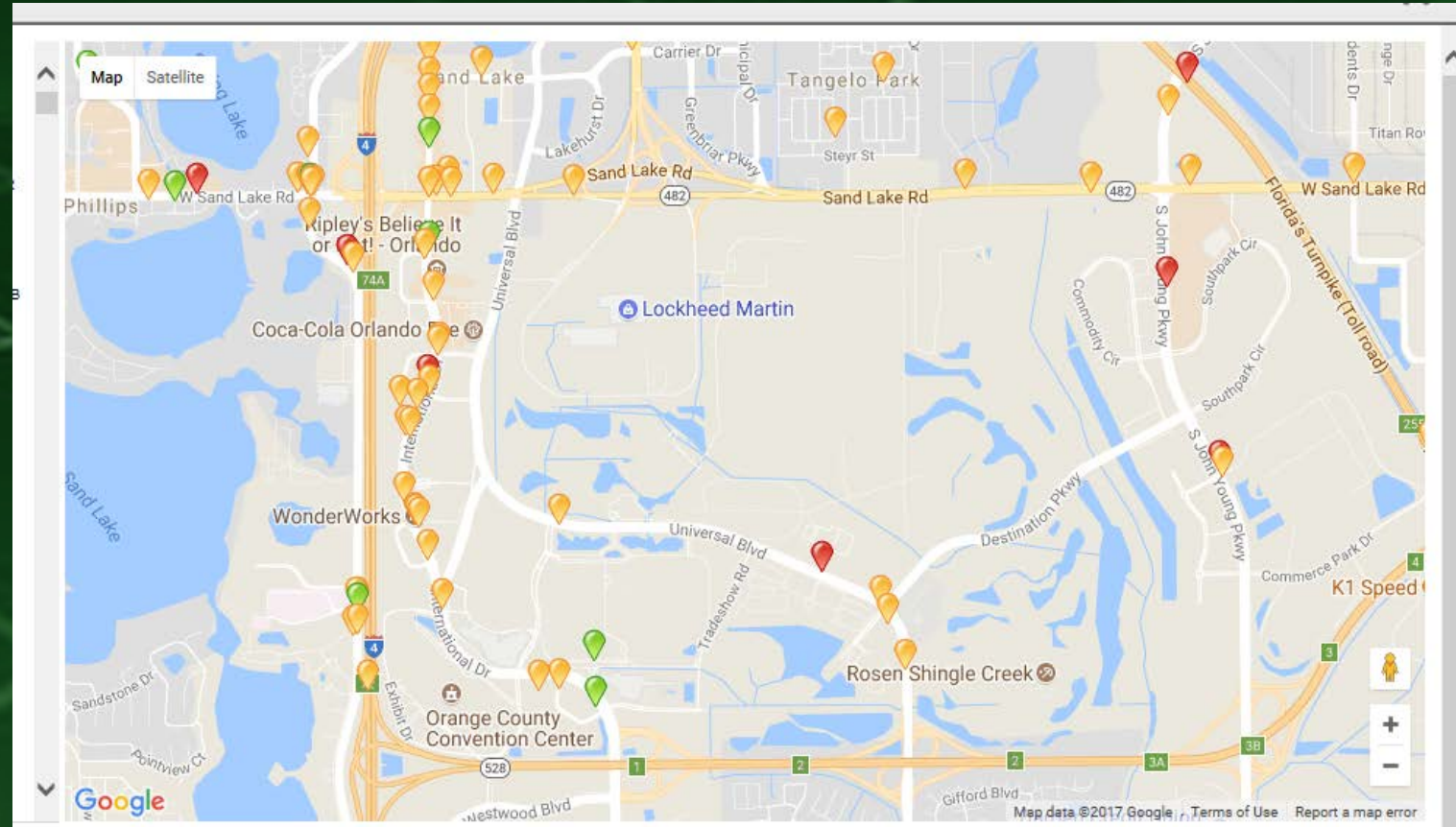


FHP (County) – International Dr. from Sandlake Road to Westwood Blvd.




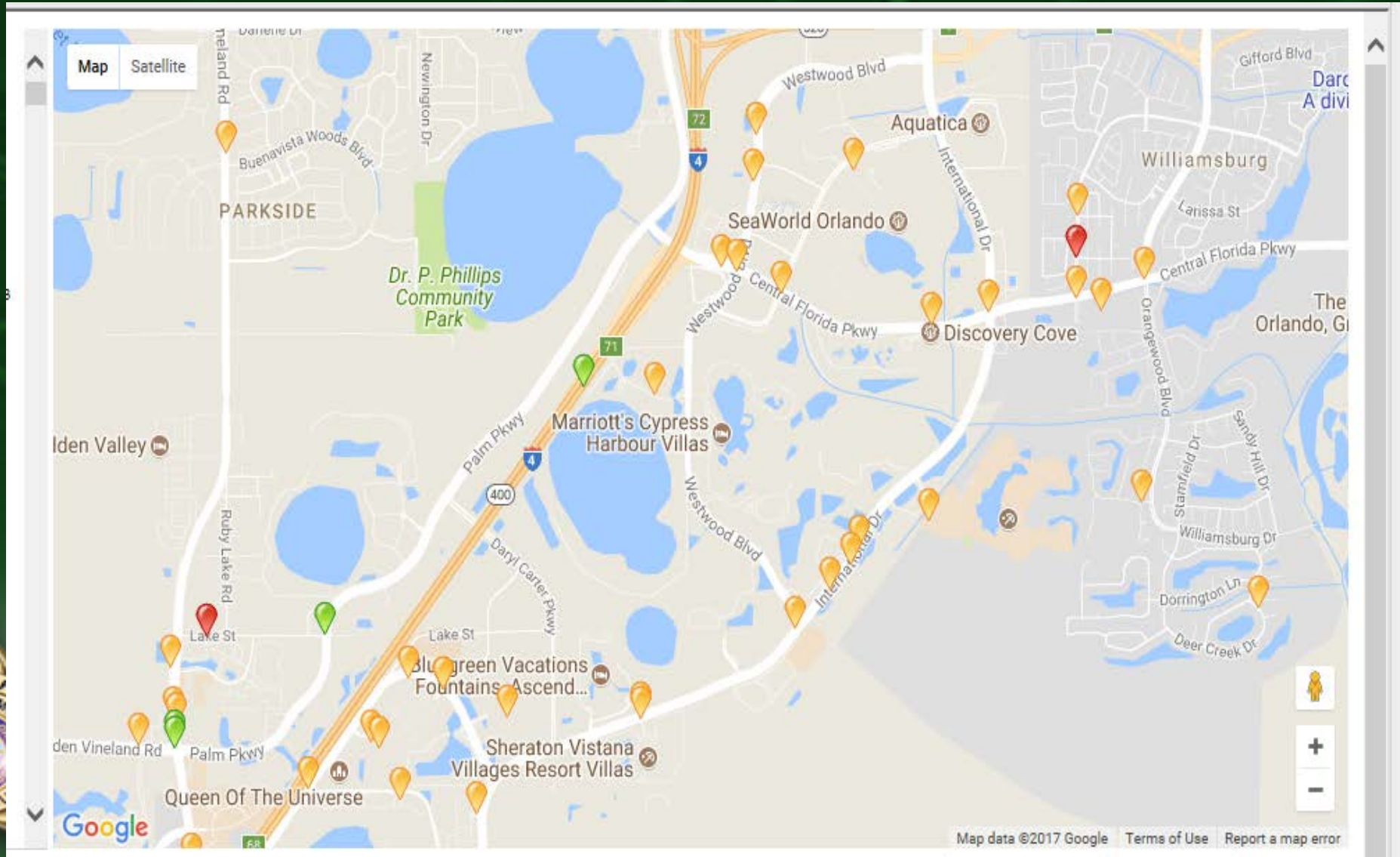
19 Total Crashes (23 PED's HIT) 20 Injuries / 7 Incapacitating 1 Fatalities
14 VEH vs PED 5 VEH vs Bicyclist (3 Pedi-cabs) (5-HIT & RUN =3 Drivers Identified)
16 DRIVER at Fault (10-Turning into crosswalk/sidewalk / 6-Stright thru crosswalk) 2 arrested DUI
3 PED at Fault (2 crossing midblock outside a crosswalk) (1 crossing against light)
DRIVERS = 14 Local / 2 Florida / 2 US / 1 unk. PED= 11 Local / 1 Fla. / 5 US / 6 Foreign

FHP (County) – Universal Blvd. from Sandlake Road to SR 528 Beach Line

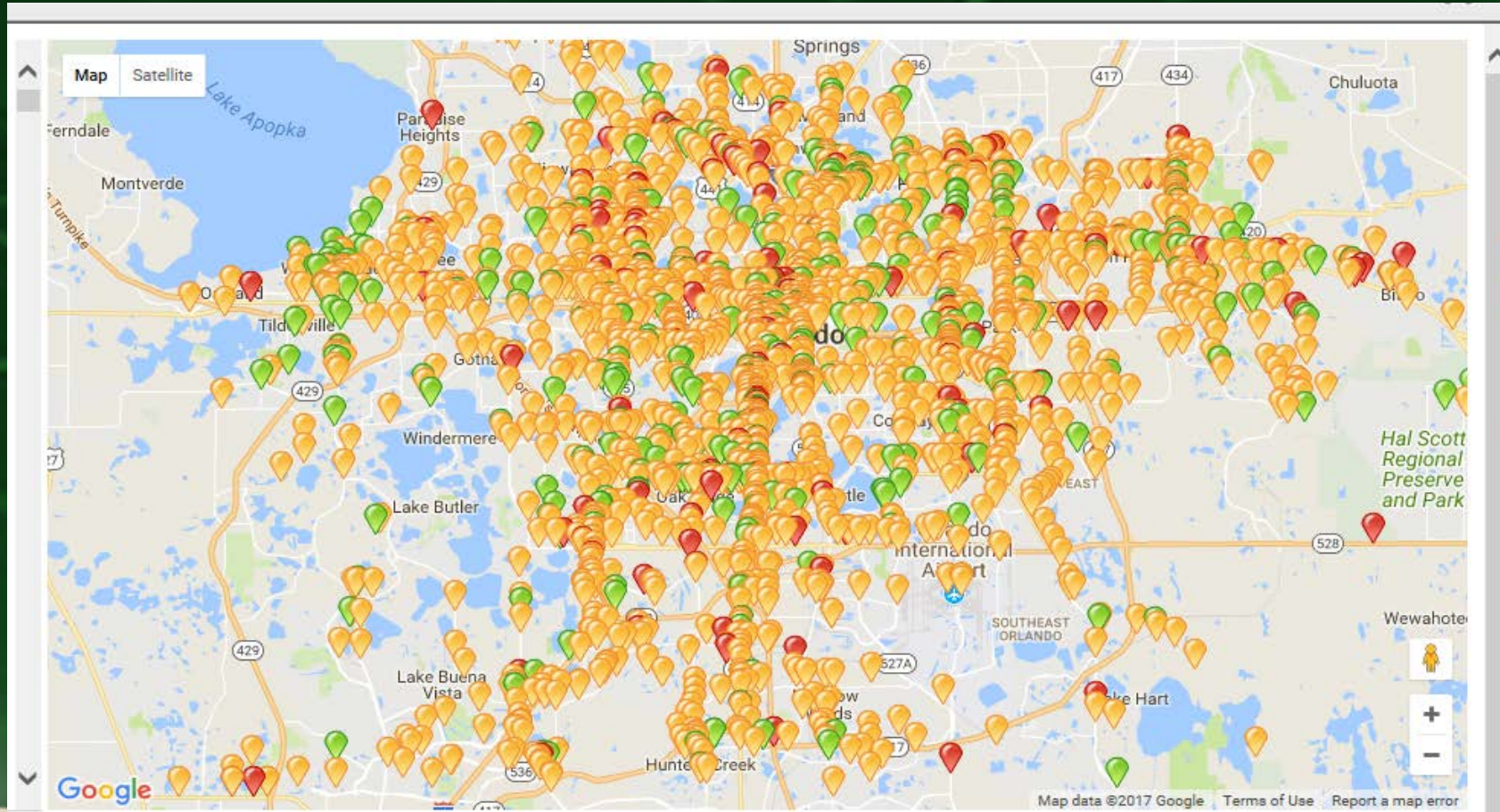


5 Total Crashes (7 PED's HIT) 5 Injuries / 3 Incapacitating 1 Fatality
3 VEH vs PED 2 VEH vs Bicyclist (1 Pedi-cabs) (3-HIT & RUN never identified inc. Fatality)
5 DRIVER at Fault (3-Turning into crosswalk / 1-Straight thru crosswalk / 1-rearended Pedi-cab)
0 PED at Fault DRIVERS = 2 Local / 2 Unknown PED= 5 Local / 2 US
Plus 1 VEH vs PED last Week – Student in Crosswalk (Flashers) VEH est. 70 mph

Map below of PED related crashes south of SR 528 Beach Line to the Outlet Mall/SR 535 area.



OVERVIEW OF ALL OF ORANGE COUNTY - VEH vs PEDESTRIAN / CYCLIST CRASHES



3148 Total Crashes - 2730 Total Injuries
645 Serious Incapacitating Injuries - 144 FATALITIES

Enforcement Activity

Number of UTC's by Location/Roadway:

- Date: July 10, 2017 – August 11, 2017 (1 month)
- International Dr. Total 259
 - About 90- 1/3rd was North I-Dr. north of Central Florida Pkwy.
 - About 170- 2/3rd was south I-Dr.
 - About 65% were SPEED CITATIONS, mixture of the rest
 - Including 25 for DWLSR.
- Universal Blvd TOTAL = 148
 - All between the Orlando Eye and Rosen Shingle Creek Hotel.
 - About 90% were SPEED CITATIONS
 - Peak Seeding Times appears to be 0600-0800 & 1300-1600 hrs.



SPEED EVALUATOR ANALYSIS:

- Date: August 2, 2017-August 6, 2017
- Location: N/B & S/B Universal Blvd. near Destination Pkwy.
- Parameters: Speed Limit 45 MPH, Enforcement 55+ MPH
- Northbound
 - 4.4 % **LOW** Enforcement Rating (Mean Average Speed 42)
 - Average 12,000+ vehicles per day (work week) Weekends only several hundred. Of the work day stats of 12,000+ only 104-128 per day over 59MHP **only 1%**
- Southbound
 - 4.0 % **LOW** Enforcement Rating (Mean Average Speed 41)
 - Average 12,500+ vehicles per day (work week) Weekends only several hundred. Of the work day stats of 12,500+ only 86-118 per day over 59MHP **only -1%**





Thank You

